



मध्याह्न भोजन योजना
Mid Day Meal Scheme

Monitoring Report on Implementation of MDM in the State of Gujarat

Period: 1st April 2011 to 30th September 2011



**Dr. R. C. Patel
Sandhya S. Das**

Nodal Officer

Research Associate



**Department of Education [CASE]
Faculty of Education and Psychology
The Maharaja Sayajirao University of Baroda**

Vadodara 390 002
OCTOBER, 2011

1. General Information

Sr. No.	Information	Details
1.	Name of the monitoring institute	The M. S. University of Baroda, Vadodara
2.	Period of the report	1 st April to 30 th September 2011
3.	Fund Released for the period	NIL
4.	No. of Districts allotted	FOUR
5.	Districts name	1. Dahod 2. Junagadh 3. Panchmahals 4. Rajkot
6.	Date of visit to the Districts / Schools	1. Dahod: 30 th June to 13 th July. 2. Junagadh: 30 th August to 20 th September. 3. Panchmahals: 15 th to 30 th July. 4. Rajkot: 3 rd to 25 th August.
7.	Number of elementary schools monitored (primary and upper primary to be counted separately)	1. Dahod: 31 regular schools (23 Upper Primary and 8 Primary). 2. Junagadh: 33 regular schools (4 Primary and 29 with Upper Primary). 3. Panchmahals: 33 regular schools (29 Upper Primary and 4 Primary). 4. Rajkot: 35 regular schools (All with Upper Primary Schools: 18 with grade 8) were visited. Schools from all the blocks were covered.
8.	Types of school visited	As under
a)	Special training centers	N. A.
b)	Special training centers (Non Residential)	1. Dahod: 7 2. Junagadh: 6 3. Panchmahals: 6 4. Rajkot: 7
c)	Schools in Urban Areas	1. Dahod: Not any 2. Junagadh: 1 3. Panchmahals: Not any

		4. Rajkot: 1
d)	School sanctioned with Civil Works	1. Dahod: 6 2. Junagadh: 10 3. Panchmahals: 7 4. Rajkot: 9
e)	School from NPEGEL Blocks	1. Dahod: 7 2. Junagadh: 2 3. Panchmahals: 2 4. Rajkot: 3
f)	Schools having CWSN	1. Dahod: 10 2. Junagadh: 13 3. Panchmahals: 12 4. Rajkot: 6
g)	School covered under CAL programme	1. Dahod: 9 2. Junagadh: 8 3. Panchmahals: 6 4. Rajkot: 12
h)	KGBVs	1. Dahod: 4 2. Junagadh: 4 3. Panchmahals: 4 4. Rajkot: 3
9.	Number of schools visited by Nodal Officer of the Monitoring Institute	1. Dahod: Visit made by the Nodal Officer to 6 schools during 18 th to 20 th September. 2. Junagadh: Visit made by the Nodal Officer to 10 schools during 6 th to 9 th October. 3. Panchmahals: Visit made by the Nodal Officer to 10 schools during 21 st to 22 nd September. 4. Rajkot: Visit made by the Nodal Officer to 7 schools and a teacher training programme during 28 th September to 1 st October.
10.	Whether the draft report has been shared with the SPO : YES / NO	Yes, the soft will be e-mailed and a hard copy will be personally handed over to the SPO on Monday, 24 th October, 2011
11.	After submission of the draft report to the SPO whether the MI has received any comments from the SPO: YES / NO	

12.	Before sending the reports to the GOI whether the MI has shared the report with SPO: YES / NO	Yes
-----	---	-----

2. Summary on District Level Half Yearly Monitoring Report

The summary will be prepared after incorporation of the suggestions/ comments/ feedback expected to be received from the state and each of the four districts in the final report before sending it to the MHRD, New Delhi.

3. District Level Half Yearly Monitoring Report on MDM

3.1	Name of the District	Dahod
3.2	Date of visit to the District/EGS/Schools	Visit made by the Research Associate & the Field Investigators during 30 th June to 13 th July 2011. Visit made by the Nodal Officer to 8 schools during 18th to 20th September.
3.3	Number of Schools Visited	Total 31 schools were visited.

1. Regularity in supply of hot cooked meal:

Regularity in Serving MDM	
i. Percentage of Schools serving hot cooked meal regularly.	The MDM was prepared and was served in all the schools on both the days of visit. The MDM was served on time in all the schools. In 9 schools it was reported that tithi bhojan was served. As reported by the teachers nutri candy was given in 7 schools.



Preparation of MDM at Ghanikhut Prathmik Shala

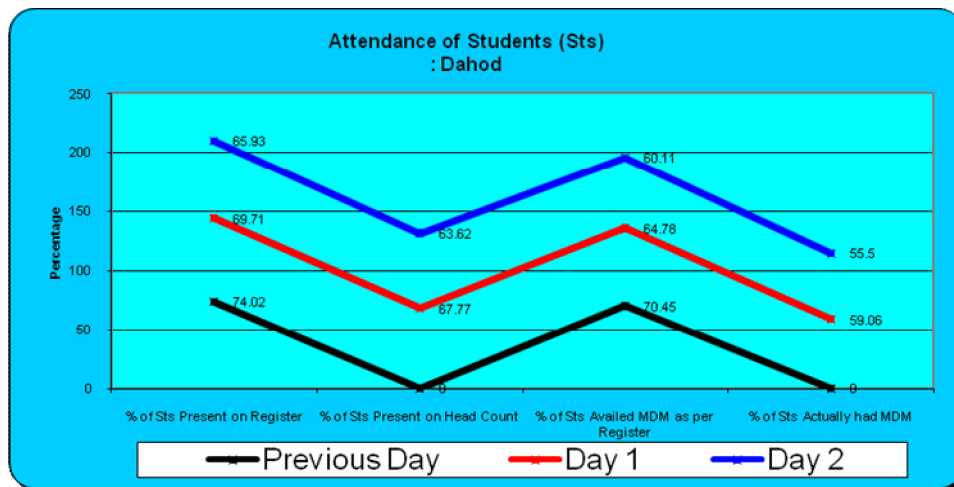
ii. If hot cooked meal is not served regularly, reasons thereof.	N.A.
iii. Is there any prescribed norm for consideration for irregularity in serving MDM	N.A.
iv. Quality and quantity of meal in the opinion of teachers, students or SMC members and any problems to children in serving MDM.	<p>The quality of MDM was good in 10 schools, fair in 19 schools, while poor in 2 schools (School no. 1, 10) as reported by the students who used to have MDM. The quality of MDM was good in 10 schools, fair in 18 schools, while poor in 3 schools (School no. 1, 10, 14) as reported by the students who did not have MDM.</p> <p>The quantity of MDM was good in 13 schools, fair in 17 schools, while poor in 1 school (School no. 1) as reported by students who used to have MDM.</p> <p>The quantity of MDM was good in 12 schools, fair in 17 schools, while poor in 2 schools(School no. 1, 10) as reported by students who did not have MDM.</p>



A teacher having MDM (thuli-sabji) along with the students at Itawa, Borgota Prathmik Shala. Khichdi and sabji served at Chhasiya Prathmik Shala. Dal-ricce served at Borgota Prathmik Shala.


i. Number of children enrolled in schools	<p>The total number of students enrolled in 31 schools was 11054 (5412+5642). The total number of children present on record on previous day was 8183 (3901+4282) (i.e.; 74.02%). The total number of children present on record on day 1 was 7706 (3656+4050) (i.e.; 69.71%), while that present on head count was 7492 (3581+3911) (i.e.; 67.77%). The total number of children present on record on day 2 was 7289 (3505+3786) (i.e.; 65.93%), while that present on head count was 7033</p>
---	---

	<p>(3401+3632) (i.e.; 63.62%).</p> <p>Reasons for their absenteeism/ variation in attendance register were that the students had come late, change in the school timings, left the school early (due to some function in the village, illness, parents took them early, and attending fare).</p> <p>In 16 schools the MDM was served during the last period just before leaving the children. In 15 schools the head count after MDM was possible. In these 15 schools the total number of children present after MDM on day 1 was 3494; while on day 2 was 3447.</p>
ii. Number of children availed MDM as per MDM register	<p>The MDM register was available in 28 schools (except in School no. 1, 7, 14). It was filled in 27 schools. In 30 schools, the MDM was cooked in the school, while in case of 1 school (School no. 5) it was cooked at the cook's home.</p> <p>The total number of students availed MDM as per MDM register on one day before the day of visit were 7788 (i.e.; 70.45%), on day 1 of visit were 7161 (i.e.; 64.78%), while that on day 2 of visit were 6645 (i.e.; 60.11%). However; the total number of children opted for MDM on day 1 was 7315, while that on day 2 was 7073.</p>
iii. Number of children availed MDM on the day of visit	<p>Total number of children actually availed MDM on day 1 of visit were 6529 (i.e.; 59.06%), while that on day 2 of visit were 6136 (i.e.; 55.50%).</p>
iv. Number of children availed MDM on the previous day of visit	<p>The total number of students availed MDM as per MDM register on one day before the day of visit was 7788 (i.e.; 70.45%).</p>



The Nodal Officer and the DPC verifying the MDM register records at Boriyala Prathmik Shala. Only a little amount of masala (salt, red pepper and turmeric powder) available for cooking meal for 270 students as per MDM register

2. Regularity in supply of Food grain:

(i) Is school/implementing agency receiving food grain regularly? If there is delay in delivering food grains, what is the extent of delay and reasons for the same?	All schools received food grain regularly.
ii. Is the quality of food grain FAQ?	The quality of food grains was good in 27 schools (not good in School no. 1, 4, 10, 17).
iii. Is buffer stock of one-month's requirement maintained?	Buffer stock of one-month's requirement was maintained in 21 schools.
 <p>MDM stock maintained in schools at Toyni and Ghanikhut Prathmik Shalas.</p>	
iv. Is the food grains delivered at the school?	The food grain (fortified ataa) was delivered at all the schools. Other food grains were brought by the MDM In- Charge.

3. Payment of Cost of food grain to FCI:

a) Enabling conditions: -		
i. Is payment of cost of food grain to FCI made monthly? Which the stipulated time?		Not in the tool
ii. Has payment of cost of food grain to FCI made for the previous month?		
iii. Reasons for irregular payment, if any		

4. Regularity in Delivering Cooking Cost at the school level:

i. Number of schools /implementing agency receiving cooking cost in advance regularly?	All schools
ii. If there is delay in delivering cooking cost what is the extent of delay and reasons for it?	No
iii. In case of delay, how school/implementing agency manages to ensure that there is no disruption in the feeding programme?	N. A.
iv. Is cooking cost paid by Cash or through banking channel?	Through bank.

5. Social Equity:

a) In the classroom:	
i. Seating arrangement for the children during serving of MDM.	The seating arrangement was as per the grades, boys and girls in separate queue, as per their wish, all together. In 25 schools it was observed that the students used to take the meal in an orderly manner. The seating arrangement was inclusive in nature.
ii. Did you observe any gender or caste or community	No.

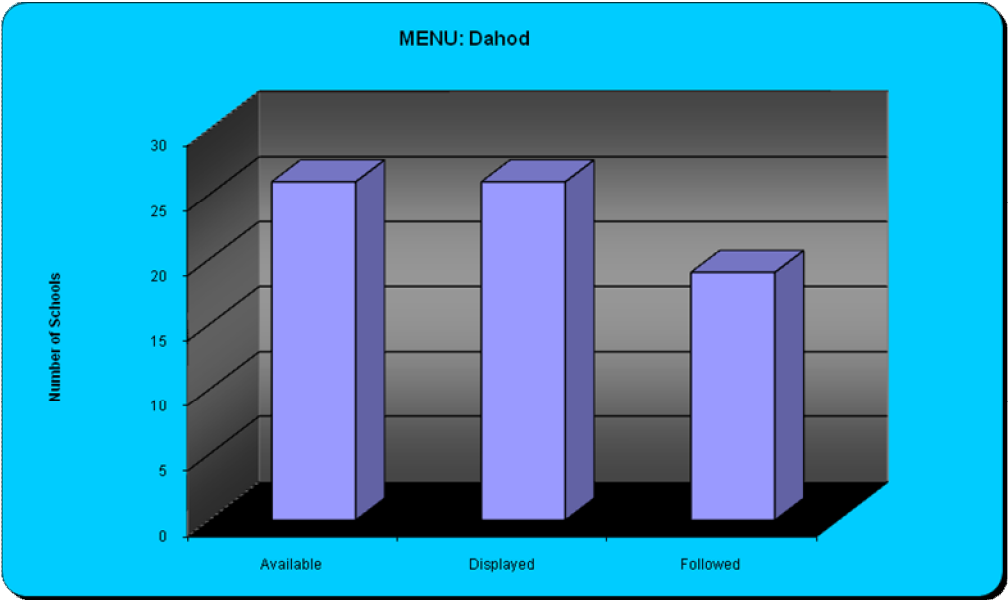
discrimination in cooking or serving or seating arrangements?	
---	--



The helper serving the meal at Itawa and Chhasiya Prathmik Shalas
 Students serving the MDM at Borgota Prathmik Shala

6. Menu:

i. Number of schools where menu is displayed on the wall and noticeable	The menu was available and displayed in 25 schools. In 18 schools the MDM was prepared as per the menu.
ii. Who decides the menu	The menu was decided by the Mamalatdar and MDM Collector.
iii. Does daily menu includes rice/wheat, pulses (dal) and vegetable	Yes, the daily menu included rice/wheat, pulses (dal) and vegetable.
iv. Number of schools where variety of foods is served daily	In 26 schools there was variety in the served meal.
v. Number of schools where same food is served daily	Not any





Menu displayed and thuli and sabji served in MDM at Itawa, Nani Lachheli Prathmik Shala.
Thuli was liked by the children in most schools (Image of Itawa Prathmik Shala)

7. Community Mobilization:

i. Familiarity level of the SMC members with their roles and responsibilities and eligibility and entitlement of children as notified by the State Government.	-
ii. Number of schools where there is a roaster of parents for daily monitoring and supervision of MDMS	In no school the roaster was maintained for monitoring and supervision of MDM by the parents.
iii. Number of members received training regarding MDMS and its monitoring	No
iv. Frequency of SMCs meetings held and issues related to MDMS discussed.	No meeting was held for supervision of MDM.
v. Frequency monitoring and cooking and serving MDMS by SMC members	-
vi. Contribution made by the community for MDMS	-
vi. Extent of participation by SMC/PTA/MTA/PRI/Urban local bodies	The extent of participation by SMC was reported to be good in 5 schools, fair in 16 schools and poor in 10 schools. The parents/ community members were aware about the quantity of MDM and the entitlement of nutrients in MDM in all schools. The general awareness of the parents/ community members on overall implementation of MDM was reported to be good in 6 schools, fair in 20 schools, while poor in 5 schools. The source of awareness about the MDM scheme was

	from the teachers, students and other villagers.
--	--

8. MIS:

i. Number of schools where MDM register is in place and maintained	MDM register was maintained in 28 the schools (except in School no. 1, 7, 14).
ii. Whether any training on maintaining MDM information is imparted to the teacher/head teacher?	No
iii. What is Mechanism of flow of Information from school to district and onwards	The MDM In-Charge maintains the daily record.
iv. What is the prevalent MIS System?	-
v. What is the interval of furnishing information from School to Block and onwards?	Every month.

9. Financial Management:

i. Nature of financial records and registers maintained at the implementing agency level.	Strength of students taking meal, records for use of cooking cost.
ii. Mode of transfer of fund to the implementing agency level from the state or district levels.	Through bank
iii. Type of account maintained and System for the withdrawal of fund from the SMC/VEC account.	-
iv. Is the proposal for expenditure and expenditure statements are shared with the community? If yes, is there any instance of community expressing objection/reservation about any transaction?	No

10. School Health Programme:

i. Number of schools where school Health Card maintained for each child? Who administers these medicines and at what frequency where MDM register is in place and maintained?	The school health cards were maintained for each child in 26 schools.
ii. What is the frequency of health check-up?	As reported by the school authorities; in 4 schools the medicines were administered twice a year, and in rest of the schools it was administered once a year.
iii. Number of children given Vitamin A	In all schools it was reported that the children were given micro nutrients.
iv. Number of children given IFA Tablets	In 30 schools (except in School no. 11) it was reported that the children were given micro nutrients.
v. Number of children given de-worming tablets.	In 30 schools (except in School no. 11) it was reported that the children were given micro nutrients.
vi. Who administers these medicines?	The nearby PHC and the medical team send by SSA used to administer the medicines.
vii. Number of school where iodized salt is used	-
iii. Number of schools where children wash their hand before and after eating	In 13 schools the children washed their hands before and after having meal.



Students washing hands and their dishes after having MDM at Itawa, Nani Lachheli and Chhasiya Sadadiya Prathmik Shala.

11. Status of Cook cum Helpers

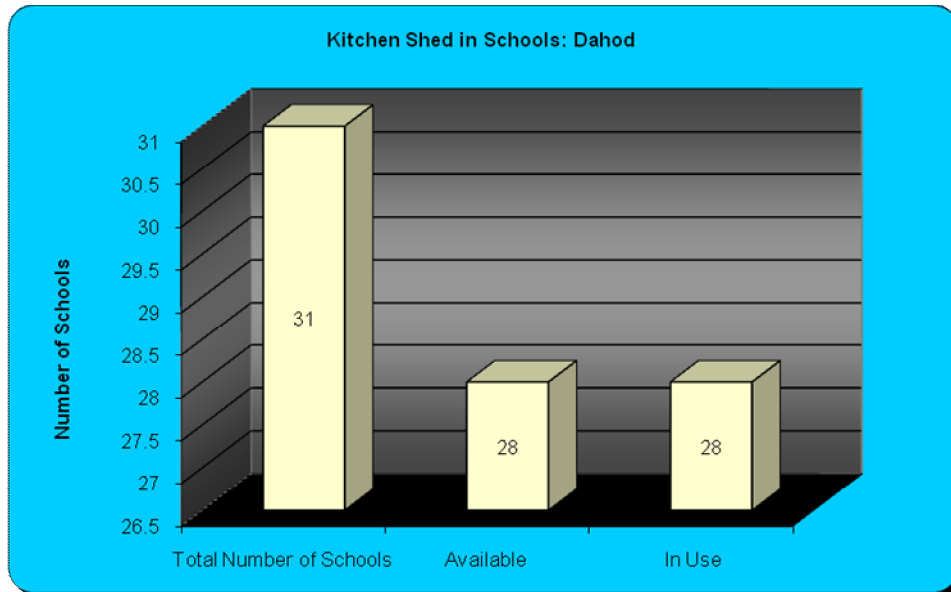
i. Number of school where cook cum helpers are engaged as per the norm of GOI or State Govt.	There was 1 cook, 1 helper and a MDM In-Charge in every school irrespective of the strength of the students.
ii. Who engages cook cum helpers in these schools	The cooks and the helpers were appointed by the Mamalatdar.
iii. Number of schools served by centralized kitchen	None.
iv. Number of schools where SHG is involved	None
v. What is remuneration paid to Cook cum helpers, mode of payment and intervals of payment?	It was 1000 rupees fixed remuneration. 3-4 months remuneration was paid together at one time.
vi. Social Composition of cooks cum helpers? (SC/ST/OBC/Minority/others)	There were total 88 cooks and helpers in the visited 31 schools. 63 belonged to ST caste and 25 were OBC.

12. Infrastructure

i. Number of school where pucca Kitchen cum Stores is available and in use	In 28 schools (except in School no. 5, 11, 20) the pucca kitchen shed was available and in use. The food grains were stored in kitchen shed, spare classrooms and cooks or MDM In-Charge's home. In 22 schools it was stored at a clean and hygienic place.
ii. Number of schools where pucca kitchen cum store is not available	In 3 schools (School no. 5, 11, 20) pucca kitchen cum store was not available.



Kitchen shed in use at Havelifalia and Nani Lachheli Prathmik Shala.



Potable water was available for cooking and drinking in 27 schools. Conservation of water was observed in 25 schools. Fire wood was used as fuel for cooking in all schools. In 23 schools the storage of fuel was safe and not posing any fire hazards. General impression of MI on the environment and hygiene was good in 13 schools, fair in 16 schools, while poor in 2 schools (School no. 1, 3).

13. Staffing

i. Number of staff engaged at district level for management and monitoring of MDMS	-
ii. Number of staff engaged at block level for management and monitoring of MDMS	-
iii. Is there any district level task force constituted	-


14. Monitoring

i. How many district level steering cum monitoring committee meeting held in current financial year	It was reported in 21 schools that the monitoring was carried out. It was 1-2 times in a year.
ii. How many state level steering cum monitoring committee meeting held in the current financial year	By Mamalatdar.

3. District Level Half Yearly Monitoring Report on MDM

3.1	Name of the District	Junagadh
3.2	Date of visit to the District/EGS/Schools	Visit made by the Research Associate & the Field Investigators during 30 th August to 20 th September 2011. Visit made by the Nodal Officer to 10 schools during 6th to 9th October.
3.3	Number of Schools Visited	33 schools were visited.

15. Regularity in supply of hot cooked meal:

Regularity in Serving MDM	
v. Percentage of Schools serving hot cooked meal regularly.	<p>On day 1 of visit the MDM was prepared and was served in 30 schools (tithi bhojan served in School no. 7 [served milk), 11(biscuits were kept for serving but not a single students was present)], while not served in 1 school (School no. 6, it was reported by the teachers that due to heavy rainfall the MDM In-Charge did not come).</p> <p>On day 2 of visit the MDM was served in 32 schools (served tithi bhojan in School no. 17). The MDM was served on time in all the schools. In 24 schools it was reported that tithi bhojan was served. As reported by the teachers nutri candy was given in 16 schools.</p>
 <p>Hot rice and dal prepared at Delwada Kanya and Rampara Prathmik Shala. Tithi bhojan for students at Siddeshwar Sim Shala.</p>	
vi. If hot cooked meal is not served regularly, reasons thereof.	-
vii. Is there any prescribed norm for consideration for irregularity -in serving MDM	-

iii. Quality and quantity of meal in the opinion of teachers, students or SMC members and any problems to children in serving MDM.

The quality of MDM was good in 13 schools, fair in 19 schools, while poor in 1 school (School no. 27) as reported by the students who used to have MDM. The quality of MDM was good in 1 school (School no. 33), while fair in 2 schools (School no. 28, 30) as reported by the students who did not have MDM, while students did not respond in rest of the schools.

The quantity of MDM was good in 12 schools, fair in 20 schools and poor in 1 school (School no. 27) as reported by students who used to have MDM. The quantity of MDM was good in 1 school (School no. 33), fair in 2 schools (School no. 28, 30) as reported by students who did not have MDM, while students did not respond in rest of the schools.



Children happy to have MDM at Rampara Prathmik Shala.



Only dry khichdi prepared at Bij Prathmik Shala. Not even a bucket of dal dhokdi prepared for 208 students at Padodar Pay Center Shala.



Khichdi prepared at Sardarbaug Prathmik Shala.
Rice-dal served at Rampara Prathmik Shala.



Students dumping away the MDM as the pulses (for dal dhokdi) were not cleaned properly at Kadwasan Prathamik Shala.



Khichdi and sabji served in MDM at Prashnawada Prathamik Shala.

<p>v. Number of children enrolled in schools</p>	<p>The total number of students enrolled was 9403 (3680+5723). The total number of children present on record on previous day was 7558 (3030+4528) (i.e.; 80.37%). The total number of children present on record on day 1 of visit was 6876 (2747+4129) (i.e.; 73.12%), while that present on head count was 5915 (2234+3681) (i.e.; 62.90%). The total number of children present on record on day 2 of visit was 6670 (2486+4148) (i.e.; 70.93%), while that present on head count was 6043 (2305+3738) (i.e.; 64.26%). The total number of children present after MDM on day 1 of visit was 5915 (2234+3681), while on day 2 of visit was 6043 (2305+3738) which was exactly same as that of head count before MDM.</p>
--	---



Students having MDM at Sardarbaug Prathamik Shala.
 Very few students having MDM at Kadwasan Prathamik Shala.

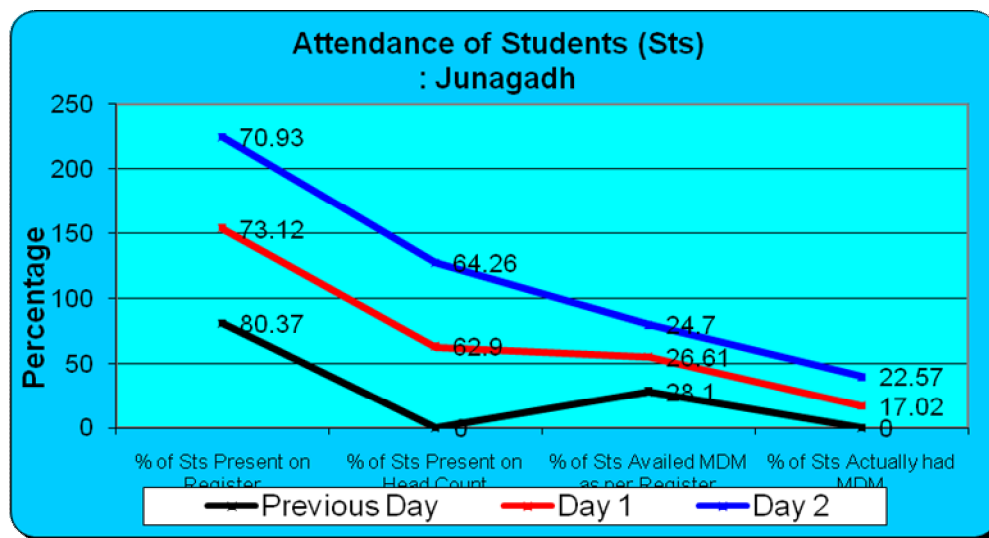
<p>vi. Number of children availed MDM as per MDM register</p>	<p>The MDM register was available in 29 schools, in 4 schools (School no. 7, 14, 16, 19) it was not available. The total number of students availed MDM as per MDM register on one day before the day of visit were 2643 (i.e.; 28.10%), on day 1 of visit were 2503 (i.e.; 26.61%), while that on day 2 of visit were 2323 (i.e.; 24.70%).</p>
---	--

ii. Number of children availed MDM on the day of visit	The total number of children opted for MDM on day 1 was 2503, while that on day 2 was 2323. Total number of children actually availed MDM on day 1 of visit were 1601 (i.e.; 17.02%), while that on day 2 of visit were 2123 (i.e.; 22.57%).
--	---



Only about 20 students having MDM out of total 578 enrolled students. Only dry Khichdi prepared in MDM at Bij Prathmik Shala.

iii. Number of children availed MDM on the previous day of visit	The total number of students availed MDM as per MDM register on one day before the day of visit were 2643 (i.e.; 28.10%)
--	--



16. Regularity in supply of Food grain:

(ii) Is school/ implementing agency receiving food grain regularly? If there is delay in delivering food grains, what is the extent of delay and reasons for the same?	In 28 schools it was reported that the food grains were received regularly. In School no. 15 it was reported that the food grains were not received regularly. In School no. 11 as the meal was cooked in another school hence; the information/ MDM In-Charge was not available. In rest 3 schools (School no. 14, 16, 19) the MDM In-Charge was not available in the school.
ii. Is the quality of food grain FAQ?	

	 <p style="text-align: center;">Good quality food grains (rice) at Kumar Shala No. 6</p>
--	--

<p>iii. Is buffer stock of one-month's requirement maintained?</p>	<p>In 10 schools the buffer stock of one-month's requirement was maintained, while in 19 it was not. In rest 4 schools (School no. 11, 14, 16, 19) it was not observed as the MDM In-Charge was not available.</p>
--	--



Stock of food grains stored at Sardarbaug and Rampara Prathmik Shalas.
Food gains stored in classroom at Saiyadrajpara Prathmik Shala.



Food grains stored in a classroom with all other unused materials at Delwada Kanya Shala.

<p>v. Is the food grains delivered at the school?</p>	<p>In 28 schools the food grains were delivered in the school. In 4 schools the MDM In-Charge was not available, while in 1 school (School no. 30) the MDM In-Charge did not provide the information.</p>
---	---

17. Payment of Cost of food grain to FCI:

<p>b) Enabling conditions: -</p>	
<p>iv. Is payment of cost of food grain to FCI made monthly? Which the stipulated time?</p>	<p>-</p>
<p>v. Has payment of cost of food grain to FCI made for the previous month?</p>	<p>-</p>
<p>vi. Reasons for irregular payment, if any</p>	<p>N.A.</p>

18. Regularity in Delivering Cooking Cost at the school level:

<p>i. Number of schools /implementing agency receiving cooking cost in advance regularly?</p>	<p>In 28 schools it was reported that the school was receiving cooking cost in advance regularly.</p>
---	---

ii. If there is delay in delivering cooking cost what is the extent of delay and reasons for it?	-
iii. In case of delay, how school/implementing agency manages to ensure that there is no disruption in the feeding programme?	-
iv. Is cooking cost paid by Cash or through banking channel?	Through bank.

19. Social Equity:

a) In the classroom:	
iii. Seating arrangement for the children during serving of MDM.	<p>There was no discrimination in seating arrangement during MDM. However; in 1 school (School no. 32) it was observed that as the MDM In-Charge was Muslim and so all OBC children did not have the MDM. The seating arrangement was as per the grades, as per their wish, and all together.</p> <p>In all schools (except School no. 18) it was observed that the students used to take the meal in an orderly manner. The seating arrangement was inclusive in nature.</p>



Discipline maintained while washing hands and seating arrangement during MDM at Rampara Prathmik Shala.



Students seating on wet floor to have MDM at Prashnawada Prathmik Shala.

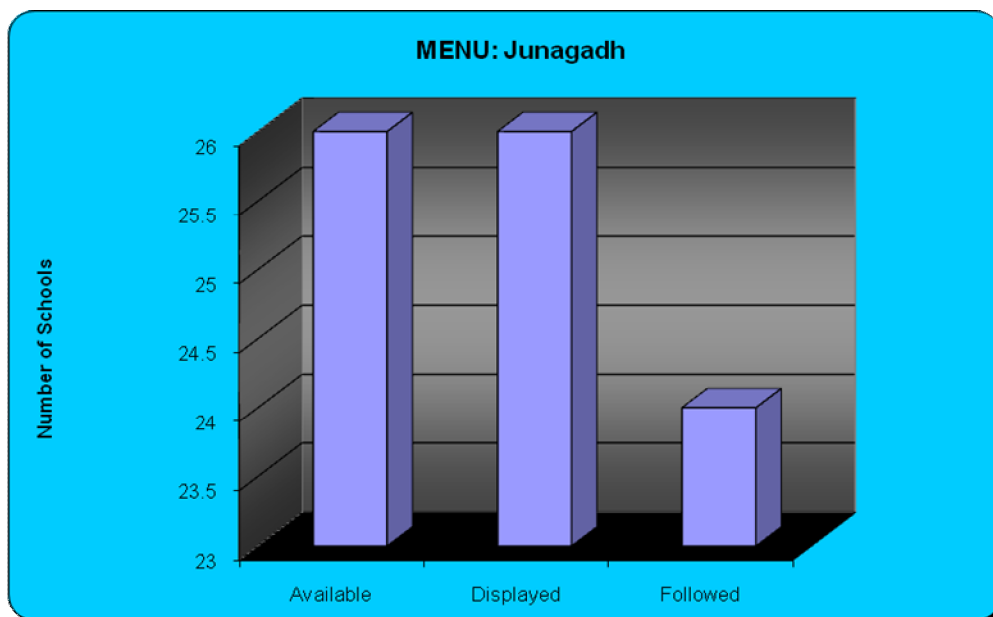
iv. Did you observe any gender or caste or community discrimination in cooking or serving or seating arrangements?	No.
--	-----



Students seating in queue to have MDM. Students serving MDM at Rampara Prathmik Shala

20. Menu:

vi. Number of schools where menu is displayed on the wall and noticeable	The menu was available and displayed in 26 schools. In 24 schools the MDM was served as per menu.
vii. Who decides the menu	The menu was decided by the Mamalatdar and MDM Collector.
iii. Does daily menu include rice/wheat, pulses (dal) and vegetable and spices?	The daily menu included rice/wheat, pulses (dal) and vegetable.
ix. Number of schools where variety of foods is served daily	On day 1 of visit it was observed in 27 schools that there was variety in the served meal. On day 2 in 29 schools there was variety in the served meal.
x. Number of schools where same food is served daily	Not observed.



Menu was written on a chart board and kept in one corner of the kitchen shed, when asked it was showed at Bij Prathmik Shala.



Menu displayed at Kadwasan, Shivsagar and Sasan Gir Prathmik Shalas.

21. Community Mobilization:

ii. Familiarity level of the SMC members with their roles and responsibilities and eligibility and entitlement of children as notified by the State Government.	-
iii. Number of schools where there is a roster of parents for daily monitoring and supervision of MDMS	In all schools (except School no. 6) the roster was maintained for monitoring and supervision of MDM by the parents.
ix. Number of members received training regarding MDMS and its monitoring	No
x. Frequency of SMCs meetings held and issues related to MDMS discussed.	No meeting was held for supervision of MDM (except School no. 6, it was held monthly).
xi. Frequency monitoring and cooking and serving MDMS by SMC members	-
xii. Contribution made by the community for MDMS	-
vi. Extent of participation by SMC/PTA/MTA/PRI/Urban local bodies	<p>The extent of participation by SMC was reported to be good in 8 schools, fair in 23 schools and poor in 2 schools (School no. 27, 28).</p> <p>The parents/ community members were aware about the quantity of MDM and the entitlement of nutrients in MDM in all schools.</p> <p>The general awareness of the parents/ community members on overall implementation of MDM was reported to be good in 8 schools, fair in 24 schools, while poor in 1 school (School no. 27).</p> <p>The source of awareness about the MDM scheme was from the teachers and children.</p>

22. MIS:

vi. Number of schools where MDM register is in place and maintained	MDM register was maintained in 29 the schools (except in School no. 14). In rest 3 schools the MDM In-Charge was not available.
---	---

ii. Whether any training on maintaining MDM information is imparted to the teacher/head teacher?	No
iii. What is Mechanism of flow of Information from school to district and onwards	The MDM In-Charge maintained the records of children availing MDM.
ix. What is the prevalent MIS System?	-
x. What is the interval of furnishing information from School to Block and onwards?	Every month.

23. Financial Management:

v. Nature of financial records and registers maintained at the implementing agency level.	Strength of students taking meal, records for use of cooking cost.
vi. Mode of transfer of fund to the implementing agency level from the state or district levels.	Through bank
vii. Type of account maintained and System for the withdrawal of fund from the SMC/VEC account.	-
iii. If the proposals for expenditure and expenditure statements are shared with the community. If yes, is there any instance of community expressing objection/reservation about any transaction?	No

24. School Health Programme:

ix. Who Number of schools where school Health Card maintained for each child? administers these medicines and at what frequency where MDM register is in place and maintained	The school health cards were maintained for each child in 29 schools (except School no. 11, 14, 28, 30).
x. What is the frequency of health check-up?	As reported by the school authorities; in 1 school it was once in a month, in 1 school it was once in every 3 months, in 2 schools the medicines were administered twice in a year, and in rest of the schools it was administered once in a year.
xi. Number of children given Vitamin A	In 29 schools it was reported that the children were given micro nutrients.
xii. Number of children given IFA Tablets	In 29 schools it was reported that the children were given micro nutrients.
iii. Number of children given de-worming tablets.	In 29 schools it was reported that the children were given micro nutrients.
iv. Who administers these medicines?	The nearby PHC used to administer the medicines.
xv. Number of school where iodized salt is used	-
xvi. Number of schools where children wash their hand before and after eating	In 19 schools it was observed that the children washed their hands before and after having meal.



Students washing their hands before having MDM and rinsing dishes and washing hands after having MDM at Rampara Prathmik Shala.

25. Status of Cook cum Helpers

ii. Number of school where cook cum helpers are engaged as per the norm of GOI or State Govt.	There was 1 cook, 1 helper and a MDM In-Charge in every school irrespective of the strength of the school.
iii. Who engages cook cum helpers in these schools	The cooks cum helpers were appointed by the Mamalatdar.
ix. Number of schools served by centralized kitchen	None.
x. Number of schools where SHG is involved	None
xi. What is remuneration paid to Cook cum helpers, mode of payment and intervals of payment?	It was 1000 rupees fixed remuneration. In 26 schools it was reported that the remuneration paid to Cooks and helpers was regular.
xii. Social Composition of cooks cum helpers? (SC/ST/OBC/Minority/others)	There were total 91 (30+61) cooks and helpers in the visited 33 schools. 4 belonged to ST caste, 69 were OBC, 9 SC, 2 Others and 7 MM.

26. Infrastructure

iii. Number of school where pucca Kitchen cum Stores is available and in use	In 19 schools kitchen shed was available and in use. In 8 schools (School no. 5, 10, 15, 16, 19, 27, 30, 31) it was reported that the kitchen shed was not used though available. In 3 schools (School no. 24, 28, 29) the kitchen shed was under construction. In rest 3 Schools i.e.; no. 9, 11, 14 of the schools there was no kitchen shed.
iv. Number of schools where pucca kitchen cum store is not available	In 3 schools (School no. 9, 11, 14) pucca kitchen cum store was not available.



Kitchen shed at Viratnagar, Rampara, Padodar Pay Center Shala and Sardarbaug Prathmik Shalas.



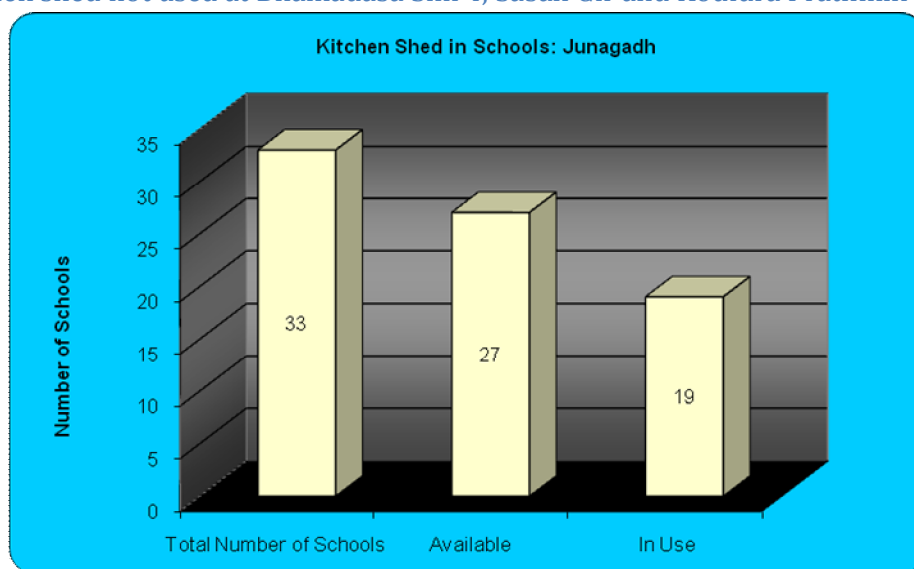
Kitchen shed in use. However; needs proper ventilation at Kumar Shala no. 6 and Delwada Kanya Prathmik Shalas. Kitchen shed not used as it is blocked with water, MDM prepared in the school compound at Saiyadrajpara Prathmik Shala.



Kitchen shed not maintained clean at Delwada Kanya Shala.
 Kitchen shed used for dumping not used materials rather than for cooking MDM at
 Sasan Gir Prathmik Shala.



Kitchen shed not used at Bhamadasa Sim 4, Sasan Gir and Kodidra Prathmik Shalas.



- ❑ Potable water was available for cooking and drinking in 32 schools (except in School no. 21). Conservation of water was observed in 29 schools. (Not in School no. 1, 11, 18, 21).
- ❑ Utensils for cooking were available in 30 the schools (except School no. 11, 14, 19; here it was not observed).
- ❑ Fire wood was used as fuel for cooking in all schools. In all 33 schools the storage of fuel was safe and not posing any fire hazards.
- ❑ General impression of MI on the environment and hygiene was good in 11 schools, fair in 21 schools, while poor in 1 school (School no. 27).

27. Staffing

iv. Number of staff engaged at district level for management and monitoring of MDMS	-
v. Number of staff engaged at block level for management and monitoring of MDMS	-
vi. Is there any district level task force constituted	-

28. Monitoring

iii. How many district level steering cum monitoring committee meeting held in current financial year	It was reported in 9 schools that the monitoring was carried out. It was 1-2 times in a year.
iv. How many state level steering cum monitoring committee meeting held in the current financial year	By Mamalatdar.

3. District Level Half Yearly Monitoring Report on MDM

3.1	Name of the District	Panchmahals
3.2	Date of visit to the District/EGS/Schools	Visit made by the Research Associate & the Field Investigators during 15 th to 30 th July. Visit made by the Nodal Officer to 10 schools during 21 st to 22 nd September.
3.3	Number of Schools Visited	Total 33 schools were visited.

29. Regularity in supply of hot cooked meal:

Regularity in Serving MDM	
ix. Percentage of Schools serving hot cooked meal regularly.	The MDM was prepared and was served in all the schools on both the days of visit. The MDM was served on time in all the schools. In 18 schools it was reported that tithi bhojan was served. As reported by the teachers nutri candy was given in 17 schools.
x. If hot cooked meal is not served regularly, reasons thereof.	N.A.
xi. Is there any prescribed norm for consideration for irregularity -in serving MDM	N.A.
xii. Quality and quantity of meal in the opinion of teachers, students or SMC members and any problems to children in serving MDM.	The quality of MDM was good in 22 schools, and fair in 11 schools, as reported by the students who used to have MDM. The quality of MDM was good in 6 schools, while fair in rest of the schools as reported by the students who did not have MDM. The quantity of MDM was good in 23 schools, while fair in 10 schools as reported by students who used to have MDM. The quantity of MDM was good in 6 schools, while fair in rest of the schools as reported by students who did not have MDM.



Quality Dal dhokdi and sabji served in MDM at Jotvad Prathmik Shala.



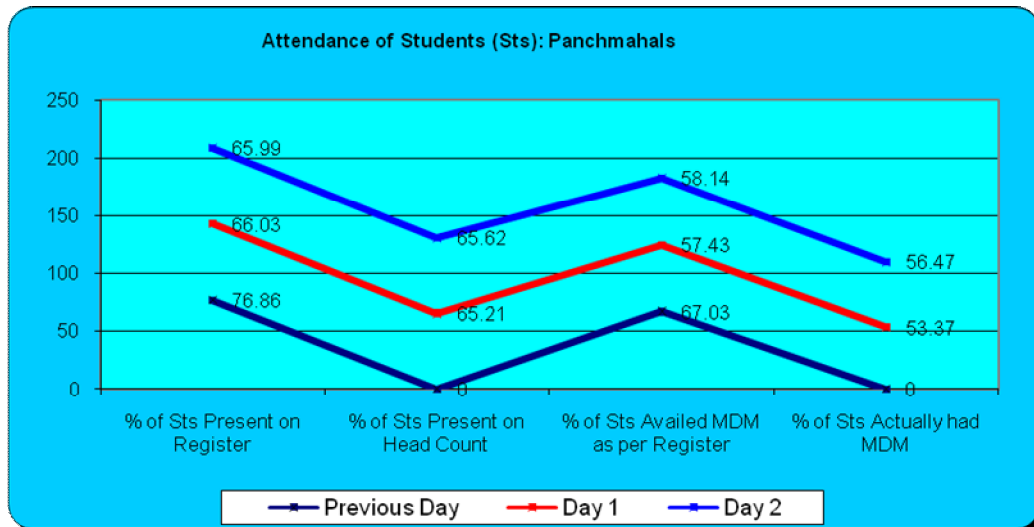
Dal full of water and rice prepared at Nani Umarvan Prathamik Shala.



Kansar and sabji served in MDM at Rajaita Moti Kyara Prathamik Shala.

<p>ix. Number of children enrolled in schools</p>	<p>The total number of students enrolled in 33 schools was 7395 (3927+3468). The total number of children present on record on previous day was 5684 (3290+3294) (i.e.; 76.86%). The total number of children present on record on day 1 of visit was 4883 (2826+2057) (i.e.; 66.03%), while that present on head count was 4823 (2785+2038) (i.e.; 65.21%). The total number of children present on record on day 2 of visit was 4880 (2847+2033) (i.e.; 65.99%), while that present on head count was 4853 (2845+2008) (i.e.; 65.62%). Reason given for their absenteeism/ variation in attendance register was that the students had come late. On day 1 of visit, 3 schools left the students after MDM and hence head count was not possible. In rest of the 30 schools the head count after MDM was 4366 (2551+1815). On day 2; 1 school had left the students immediately after serving MDM and hence head count was not possible. In rest 32 schools the head count after MDM was 4783 (2777+2006).</p>
<p>x. Number of children availed MDM as per MDM register</p>	<p>The MDM register was available in 31 schools (except in School no. 2, 22). It was filled in 27 schools. In 1 school (School no. 2) it was not filled after vacation, in 1 school (School no. 4) it was not filled since 15 days, and in rest of the schools (School no. 15, 19, 20, 24) it was not filled since 2-3 days. In all cases the MDM was cooked in the school. The total number of students availed MDM as per MDM register on one day before the day of visit were 4957 (i.e.; 67.03%), on day 1 of visit were 4247 (i.e.; 57.43%), while that on day 2 of visit were 4300 (i.e.; 58.14%). However; the total number of children opted for MDM on day 1 was 4693, while that on day 2 was 4737. The reason for not having MDM was given that the children staying</p>

	nearly used to go home to have meal, students were not well, due to social programmes, and due to household chores etc. they went home during recess.
xi. Number of children availed MDM on the day of visit	Total number of children actually availed MDM on day 1 of visit were 3947 (i.e.; 53.37%), while that on day 2 of visit were 4176 (i.e.; 56.47%).
xii. Number of children availed MDM on the previous day of visit	The total number of students availed MDM as per MDM register on one day before the day of visit was 4957 (i.e.; 67.03%).



30. Regularity in supply of Food grain:

iii) Is school/implementing agency receiving food grain regularly? If there is delay in delivering food grains, what is the extent of delay and reasons for the same?	All schools received food grain regularly (except School no. 20. Here it was reported that there was no stock of pulses).
ii. Is the quality of food grain FAQ?	The quality of food grains was good in all schools.
iii. Is buffer stock of one-month's requirement maintained?	Buffer stock of one-month's requirement was maintained in 25 schools.
vi. Is the food grains delivered at the school?	The food grains (fortified ataa) were delivered at all the schools.

31. Payment of Cost of food grain to FCI:

c) Enabling conditions: -	
vii. Is payment of cost of food grain to FCI made monthly? Which the stipulated time?	-
viii. Has payment of cost of food grain to FCI made for the previous month?	-
ix. Reasons for irregular payment, if any	N.A.

32. Regularity in Delivering Cooking Cost at the school level:

i. Number of schools /implementing agency receiving cooking cost in advance regularly?	All schools
ii. If there is delay in delivering cooking cost what is the extent of delay and reasons for it?	No
iii. In case of delay, how school/implementing agency manages to ensure that there is no disruption in the feeding programme?	N. A.
iv. Is cooking cost paid by Cash or through banking channel?	Through bank.

33. Social Equity:

<p>a) In the classroom:</p> <p>v. Seating arrangement for the children during serving of MDM.</p>	<p>The seating arrangement was as per the grades, boys and girls in separate queue, as per their wish, and all together.</p> <p>The meal was served by the cook, helper, MDM In-Charge and students (Students in 8 schools).</p> <p>In 30 schools it was observed that the students used to take the meal in an orderly manner.</p> <p>The seating arrangement was inclusive in nature.</p>
--	---



Seating arrangement during MDM at Jotvad and Parthampur Prathmik Shalas.

<p>vi. Did you observe any gender or caste or community discrimination in cooking or serving or seating arrangements?</p>	<p>No.</p>
---	------------



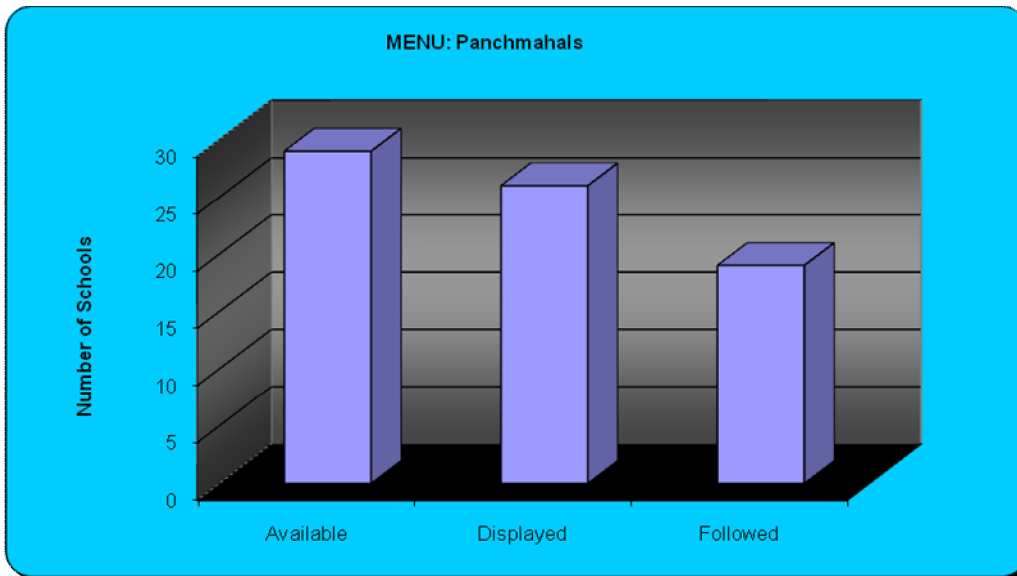
Helper serving the meal at Jotvad and Parthampur Prathmik Shalas.



Students serving meal at Nani Umarvan and Rajaita Prathmik Shala

34. Menu:

xi. Number of schools where menu is displayed on the wall and noticeable	The menu was available in 29 schools. It was displayed in 26 schools. In 19 schools the MDM was prepared as per the menu.
xii. Who decides the menu	The menu was decided by the Mamalatdar and MDM Collector.
xiii. Does daily menu includes rice/wheat, pulses (dal) and vegetable	Yes, the daily menu included rice/wheat, pulses (dal) and vegetable (onion, potato, tomato, also brinjal, cabbage, cauliflower and guard in few schools).
xiv. Number of schools where variety of foods is served daily	In 26 schools there was variety in the served meal.
xv. Number of schools where same food is served daily	Not any



Menu displayed on notice board at Jotwad, Nani Umarvan and Vadatalav Prathmik Shalas



Preparation of dal dhokdi in MDM at Jotvad Prathmik Shala.



Thuli prepared and left (after MDM) out of fortified aata in MDM at Rajaita Moti Kyar Prathmik Shala.

35. Community Mobilization:

iii. Familiarity level of the SMC members with their roles and responsibilities and eligibility and entitlement of children as notified by the State Government.	Yes in all schools
iv. Number of schools where there is a roaster of parents for daily monitoring and supervision of MDMS	In no school the roaster was maintained for monitoring and supervision of MDM by the parents.
xv. Number of members received training regarding MDMS and its monitoring	No
vi. Frequency of SMCs meetings held and issues related to MDMS discussed.	No meeting was held for supervision of MDM.
vii. Frequency monitoring and cooking and serving MDMS by SMC members	-
iii. Contribution made by the community for MDMS	-
ix. Extent of participation by SMC/PTA/MTA/PRI/Urban local bodies	The extent of participation by SMC was reported to be good in 6 schools, fair in 24 schools and poor in 3 schools. The parents/ community members were aware about the quantity of MDM and the entitlement of nutrients in MDM in all schools. The general awareness of the parents/ community members on overall implementation

	of MDM was reported to be good in 8 schools, and fair in 25 schools. The source of awareness about the MDM scheme was from the teachers, children and other village people.
--	--

36. MIS:

xi. Number of schools where MDM register is in place and maintained	The MDM register was available in 31 schools (except in School no. 2, 22). It was filled in 27 schools. In 1 school (School no. 2) it was not filled after vacation, in 1 school (School no. 4) it was not filled since 15 days, and in rest of the schools (School no. 15, 19, 20, 24) it was not filled since 2-3 days.
xii. Whether any training on maintaining MDM information is imparted to the teacher/head teacher?	No
iii. What is Mechanism of flow of Information from school to district and onwards	The MDM In-Charge maintained the daily students attendance in MDM record.
iv. What is the prevalent MIS System?	-
xv. What is the interval of furnishing information from School to Block and onwards?	Every month.

37. Financial Management:

ix. Nature of financial records and registers maintained at the implementing agency level.	Strength of students taking meal, records for use of cooking cost.
x. Mode of transfer of fund to the implementing agency level from the state or district levels.	Through bank
xi. Type of account maintained and System for the withdrawal of fund from the SMC/VEC account.	-
xii. If the proposals for expenditure and expenditure statements are shared with the community. If yes, is there any instance of community expressing objection/reservation about any transaction?	No

38. School Health Programme

ii. Who Number of schools where school Health Card maintained for each child? administers these medicines and at what frequency where MDM register is in place and maintained	The school health cards were maintained for each child in all schools.
iii. What is the frequency of health check-up?	As reported by the school authorities; in 11 schools the medicines were administered twice in a year, in 21 schools it was administered once in a year and in 1 school (School no. 31) it was administrated every month.
ix. Number of children given Vitamin A	In all schools it was reported that the children were given micro nutrients.
xx. Number of children given IFA Tablets	In all schools it was reported that the children were given micro nutrients.
xi. Number of children given de-worming tablets.	In 30 schools it was reported that the children were given de-worming medicines.
xii. Who administers these medicines?	The nearby PHC, the medical teams send by SSA and the Asha workers (an NGO) used to

	administer the medicines.
iii. Number of school where iodized salt is used	-
iv. Number of schools where children wash their hand before and after eating	In 8 schools the children washed their hands before and after having meal.



Children washing their hands and dishes after having MDM at Rajaita and Parthampur Prathmik Shalas.

39. Status of Cook cum Helpers

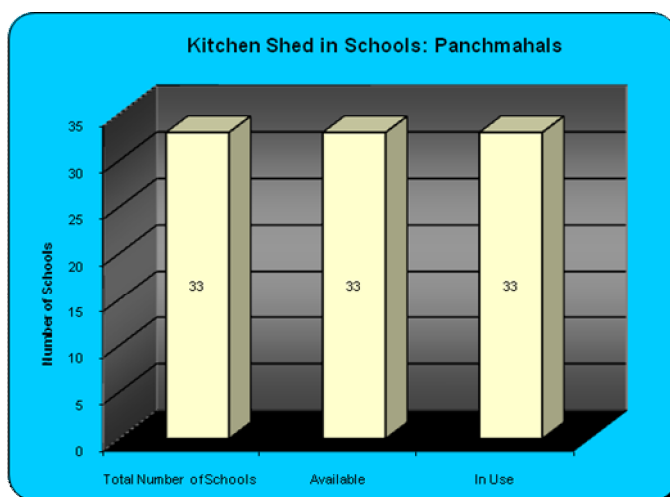
iii. Number of school where cook cum helpers are engaged as per the norm of GOI or State Govt.	There was 1 cook, 1 helper and a MDM In-Charge in every school irrespective of the strength of the school.
iv. Who engages cook cum helpers in these schools	The cooks cum helpers were appointed by the Mamalatdar.
xv. Number of schools served by centralized kitchen	None.
vi. Number of schools where SHG is involved	None
vii. What is remuneration paid to Cook cum helpers, mode of payment and intervals of payment?	It was 1000 rupees fixed remuneration. 3-4 months remuneration was paid together at time.
iii. Social Composition of cooks cum helpers? (SC/ST/OBC/Minority/others)	There were total 91 cook cum helper in the visited 33 schools. 27 belonged to ST caste, 25 were OBC, 5 SC and 3 general category.



The Nodal Officer interacting with the MDM In-Charge and the cook at Nesh Hirapur Prathmik Shala.

40. Infrastructure

v. Number of school where pucca Kitchen cum Stores is available and in use	In all 33 schools the pucca kitchen shed was available and in use. In 11 schools it was observed that the food grains were stored in kitchen shed, in 16 schools it was stored in spare classrooms/ store rooms, in case of 6 schools it was stored at MDM In-Charge's home. In 29 schools it was stored at a clean and hygienic place.
vi. Number of schools where pucca kitchen cum store is not available	Not any



Kitchen shed at Zer Umariya and Nizaranfalia Prathmik Shalas.

Potable water was available for cooking and drinking in 32 schools (except in School no. 15). Conservation of water was observed in 30 schools.

Utensils for cooking were available in all the schools.

Fire wood was used as fuel for cooking in all schools. In 27 schools the storage of fuel was safe and not posing any fire hazards.

General impression of MI on the environment and hygiene was good in 15 schools, and fair in 18 schools.

41. Staffing

ii. Number of staff engaged at district level for management and monitoring of MDMS	-
iii. Number of staff engaged at block level for management and monitoring of MDMS	-
ix. Is there any district level task force constituted	-

42. Monitoring

v. How many district level steering cum monitoring committee meeting held in current financial year	It was reported in 21 schools that the monitoring was carried out. It was 1-3 times in a year. The remarks were that meal was satisfactory, it should be served as per menu, cleanliness should be maintained, instruction for washing hands should be given to children, seasonal vegetables should be used in the meal, meal should be cooked properly, MDM In-Charge should daily come to the school.
vi. How many state level steering cum monitoring committee meeting held in the current financial year	By Mamalatdar.

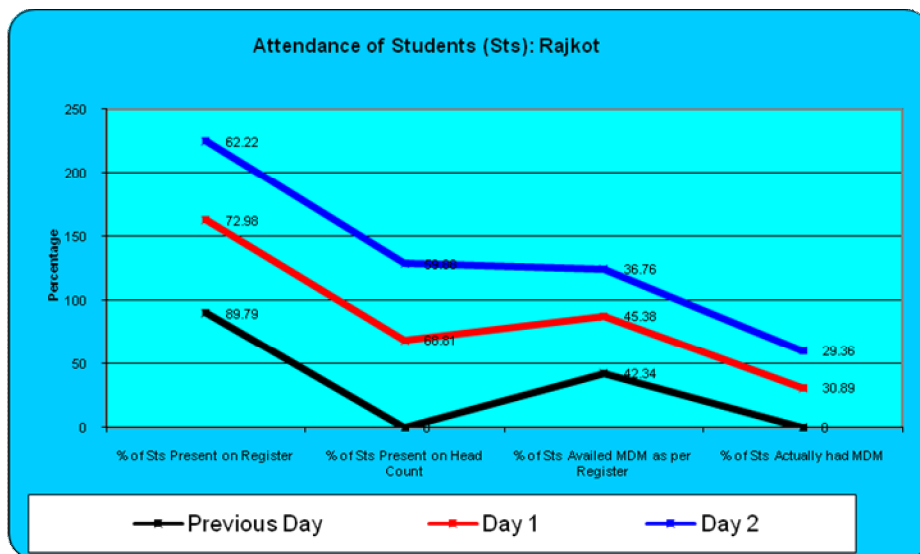
3. District Level Half Yearly Monitoring Report on MDM

3.1	Name of the District	Rajkot
3.2	Date of visit to the District/EGS/Schools	Visit made by the Research Associate & the Field Investigators during 3 rd to 25 th August 2011. Visit made by the Nodal Officer to 9 schools during 28th September to 1st October.
3.3	Number of Schools Visited	35 schools were visited.

43. Regularity in supply of hot cooked meal

Regularity in Serving MDM	
iii. Percentage of Schools serving hot cooked meal regularly.	<p>The MDM was prepared and was served in 32 schools (not served in School no. 5, 9, 28) on day 1 of visit. On day 2 of visit the MDM was served in 31 schools (not served in School no. 5, 6, 28, 33). Thus; in School no. 5 and 28 the MDM was not served on both days of visit. In School no. 5 and 28 it was reported that MDM was not served since long period. In School no. 5; as reported by the teachers; the MDM In-Charge did not come to the school as stayed at very far distance, the cook and the helper were not provided with the cooking materials by him and hence the meal was not prepared. In School no. 28 the MDM In-Charge had resign before 1 month. While in rest of the schools the reason for having been not served MDM was that the MDM In-Charge was on leave.</p> <p>The MDM was served on time in all the schools. In 20 schools it was reported that tithi bhojan was served. As reported by the teachers nutri candy was given in 16 schools.</p> <div data-bbox="786 1083 1211 1402" data-label="Image"> </div> <p style="text-align: center;">MDM prepared at Roghel Prathmik Shala.</p>
iv. If hot cooked meal is not served regularly, reasons thereof.	N.A.
xv. Is there any prescribed norm for consideration for irregularity -in serving MDM	N.A.

vi. Quality and quantity of meal in the opinion of teachers, students or SMC members and any problems to children in serving MDM.	<p>The quality of MDM was good in 23 schools, fair in 10 schools, while poor in 2 schools (School no. 5, 28, here MDM was not prepared on both days of visit, hence it was not observed) as reported by the students who used to have MDM. The quality of MDM was good in 6 schools, while poor in 1 school (School no. 18) as reported by the students who did not have MDM, while in rest of the schools the students did not respond.</p> <p>The quantity of MDM was good in 21 schools, fair in 12 schools as reported by students who used to have MDM, while it was not served in 2 schools.</p> <p>The quantity of MDM was good in 6 schools, poor in 1 school (School no. 18) as reported by students who did not have MDM, while in rest of the schools the students did not respond.</p>
iii. Number of children enrolled in schools	<p>The total number of students enrolled in 35 schools was 9106 (4368+4738).</p> <p>The total number of children present on record on previous day was 7448 (3589+3857) (i.e.; 89.79%).</p> <p>The total number of children present on record on day 1 of visit was 6646 (3260+3386) (i.e.; 72.98%), while that present on head count was 6266 (3087+3179) (i.e.; 68.81%).</p> <p>The total number of children present on record on day 2 of visit was 5666 (2902+2764) (i.e.; 62.22%), while that present on head count was 5453 (2838+2615) (i.e.; 59.88%).</p> <p>Reasons given for their absenteeism/ variation in attendance register was that the students left early due to Roza festival (School no. 2), went to have food in a function, due to illness, due to Dasha Maa fast, students came late, took half day leave, due to local festival, due to religious festival, and to attend Namaaz (School no. 33).</p> <p>The head count after MDM on day 1 of visit was 6266; while on day 2 of visit was 5453.</p>
iv. Number of children availed MDM as per MDM register	<p>The MDM register was available in 33 schools (except in School no. 5, 18). It was filled in 25 schools.</p> <p>The total number of students availed MDM as per MDM register on one day before the day of visit were 3856 (i.e.; 42.34%), on day 1 of visit were 4133 (i.e.; 45.38%), while that on day 2 of visit were 3348 (i.e.; 36.76%).</p> <p>The total number of children opted for MDM on day 1 was 4209, while that on day 2 was 3402.</p>
kv. Number of children availed MDM on the day of visit	<p>Total number of children actually availed MDM on day 1 of visit were 2813 (i.e.; 30.89%), while that on day 2 of visit were 2674 (i.e.; 29.36%).</p>
vi. Number of children availed MDM on the previous day of visit	<p>The total number of students availed MDM as per MDM register on one day before the day of visit was 3856 (i.e.; 42.34%).</p>



44. Regularity in supply of Food grain

iv) Is school/implementing agency receiving food grain regularly? If there is delay in delivering food grains, what is the extent of delay and reasons for the same?	In 26 schools (except School no. 3, 9, 28) it was reported that the food grains were received regularly. In 2 schools (School no. 6, 18) as the MDM In-Charge was not available the information could not be obtained. In 3 schools (School no. 12, 13, 14) the MDM was not cooked at school, while in 1 school (School no. 5) the MDM was not prepared since long time. In School no. 5 and 28 the MDM was not prepared on both the days.
ii. Is the quality of food grain FAQ?	The quality of food grains was good in 28 schools and poor in 1 school (School no. 3). In 3 schools School no. 12, 13, 14), the MDM was not prepared at school; in 2 schools (School no. 6, 18) the MDM In-Charge was not available, while in 1 school (School no. 5) the MDM was not prepared since long time.
iii. Is buffer stock of one-month's requirement maintained?	Buffer stock of one-month's requirement was maintained in 14 schools.
vii. Is the food grains delivered at the school?	The food grains (fortified ataa) were delivered at all the schools.

45. Payment of Cost of food grain to FCI

d) Enabling conditions: -	
x. Is payment of cost of food grain to FCI made monthly? Which the stipulated time?	-
xi. Has payment of cost of food grain to FCI made for the previous month?	-
xii. Reasons for irregular payment, if any	N.A.

46. Regularity in Delivering Cooking Cost at the school level

i. Number of schools /implementing agency receiving cooking cost in advance regularly?	In 28 schools the cooking cost was received in advance, in 1 school (School no. 28) it was not, in 2 schools (School no. 6, 18) the MDM In-Charge was not available, in 3 schools the MDM was not cooked in school (School no. 12, 13, 14), while in 1 school (School no. 5) MDM was not prepared since long time.
ii. If there is delay in delivering cooking cost what is the extent of delay and	It was reported in 3 schools (School no. 3, 20, 27) that it was 3-4 days delay in receiving the cooking cost, in 1

reasons for it?	school (School no. 16, here MDM In-Charge contributed his money due to delay in receiving cooking cost) it was 1 month delay, in 1 school (School no. 28) it was 10 days delay.
iii. In case of delay, how school/implementing agency manages to ensure that there is no disruption in the feeding programme?	In 1 school (School no. 3) dry nasta like mamra was served. In 3 schools (School no. 16, 27, 28) the MDM In-Charge spent his money. In School no. 20 no alternative arrangement was made.
iv. Is cooking cost paid by Cash or through banking channel?	Through bank.

47. Social Equity

a) In the classroom:	
ii. Seating arrangement for the children during serving of MDM.	The seating arrangement was as per the grades, boys and girls in separate queue, as per their wish, in groups, in playground, and all together. In 25 schools it was observed that the students used to take the meal in an orderly manner. The seating arrangement was inclusive in nature.

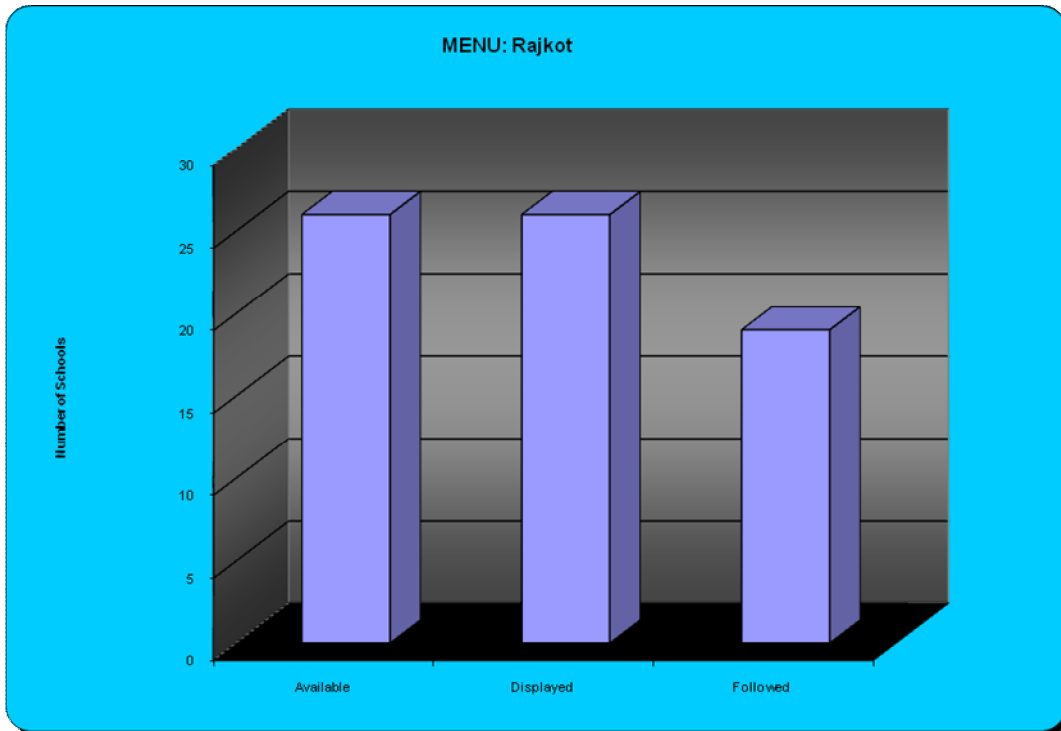


Students in queue for having MDM and students seating in orderly manner at Roghel Prathmik Shala.

iii. Did you observe any gender or caste or community discrimination in cooking or serving or seating arrangements?	No.
---	-----

48. Menu

vi. Number of schools where menu is displayed on the wall and noticeable	The menu was available and displayed in 26 schools. In 19 schools the MDM was prepared as per the menu.
vii. Who decides the menu	The menu was decided by the Mamalatdar and MDM Collector.
iii. Does daily menu includes rice/wheat, pulses (dal) and vegetable	The daily menu included rice/wheat, pulses (dal) and vegetable.
ix. Number of schools where variety of foods is served daily	On day 1 of visit in 32 schools (except School no. 5, 9, 28) there was variety in the served meal. While on day 2 in 30 schools (except School no. 5, 6, 17, 28, 33) there was variety in the served meal (Out of these schools in School no. 5 and 28 the MDM was not served on both days of visit).
xx. Number of schools where same food is served daily	-



Menu displayed on notice board.
 Very little masala available for cooking at Maliya Kanya Prathmik Shala.



Dal-riced served as per the menu in MDM at Roghel Prathmik Shala.

49. Community Mobilization

xx. Familiarity level of the SMC members with their roles and responsibilities and eligibility and	-
--	---

entitlement of children as notified by the State Government.	
xi. Number of schools where there is a roaster of parents for daily monitoring and supervision of MDMS	In only 2 schools (School no. 29, 30) the roaster was maintained for monitoring and supervision of MDM by the parents.
xii. Number of members received training regarding MDMS and its monitoring	No
xiii. Frequency of SMCs meetings held and issues related to MDMS discussed.	Only in 1 school (School no. 29) meeting was held for supervision of MDM.
iv. Frequency monitoring and cooking and serving MDMS by SMC members	-
xv. Contribution made by the community for MDMS	-
vi. Extent of participation by SMC/PTA/MTA/PRI/Urban local bodies	The extent of participation by SMC was reported to be good in 7 schools, fair in 24 schools and poor in 4 schools (School no. 4, 5, 13, 28). The parents/ community members were aware about the quantity of MDM and the entitlement of nutrients in MDM in 34 schools (except School no. 5). The general awareness of the parents/ community members on overall implementation of MDM was reported to be good in 12 schools, fair in 21 schools, while poor in 2 schools (School no. 5, 35). The source of awareness about the MDM scheme was from the teachers and children.

50. MIS

vi. Number of schools where MDM register is in place and maintained	MDM register was maintained in 33 the schools (except in School no. 5, 18).
vii. Whether any training on maintaining MDM information is imparted to the teacher/head teacher?	No
iii. What is Mechanism of flow of Information from school to district and onwards	The MDM In-Charge maintained the attendance records for the children having MDM.
ix. What is the prevalent MIS System?	-
xx. What is the interval of furnishing information from School to Block and onwards?	Every month.

51. Financial Management

iii. Nature of financial records and registers maintained at the implementing agency level.	Strength of students taking meal, records for use of cooking cost.
iv. Mode of transfer of fund to the implementing agency level from the state or district levels.	Through bank
xv. Type of account maintained and System for the withdrawal of fund from the SMC/VEC account.	-
vi. If the proposals for expenditure and expenditure statements are shared with the community. If yes, is there any instance of community expressing objection/reservation about any transaction?	No

52. School Health Programme

xv. Who Number of schools where school Health Card maintained for each child? administers these medicines and at what frequency where MDM register is in place and maintained	The school health cards were maintained for each child in 34 schools (except School no. 20).
vi. What is the frequency of health check-up?	As reported by the school authorities; in 6 schools the medicines were administered twice in a year, in 27 schools it was administered once in a year, in 1 school (School no. 27) it was reported that the health check up was done as and when required (i.e.; it was uncertain), and in 1 school (School no. 20) it was reported that the medicines were not administered since 2 years.
vii. Number of children given Vitamin A	In 32 schools (except School no. 24, 33) it was reported that the children were given micro nutrients. In 1 school (School no. 20) it was reported that the medicines were not administered since 2 years.
iii. Number of children given IFA Tablets	In 32 schools (except School no. 24, 33) it was reported that the children were given micro nutrients. In 1 school (School no. 20) it was reported that the medicines were not administered since 2 years.
ix. Number of children given de-worming tablets.	In 32 schools (except School no. 24, 33) it was reported that the children were given micro nutrients. In 1 school (School no. 20) it was reported that the medicines were not administered since 2 years.
xxx. Who administers these medicines?	The nearby PHC used to administer the medicines.
xxi. Number of school where iodized salt is used	-
xii. Number of schools where children wash their hand before and after eating	In 23 schools the children washed their hands before and after having meal.

53. Status of Cook cum Helpers

x. Number of school where cook cum helpers are engaged as per the norm of GOI or State Govt.	There was 1 cook, 1 helper and a MDM In-Charge in every school irrespective of the strength of the school.
xx. Who engages cook cum helpers in these schools	The cooks cum helpers were appointed by the Mamalatdar.
xxi. Number of schools served by centralized kitchen	None.
xii. Number of schools where SHG is involved	None
xiii. What is remuneration paid to Cook cum helpers, mode of payment and intervals of payment?	It was 1000 rupees fixed remuneration. In 24 schools it was paid regularly.
iv. Social Composition of cooks cum helpers? (SC/ST/OBC/Minority/others)	There were total 78 cooks and helpers in the visited 31 schools. 2 belonged to SC category, 4 MM, 58 were OBC, 14 Others.



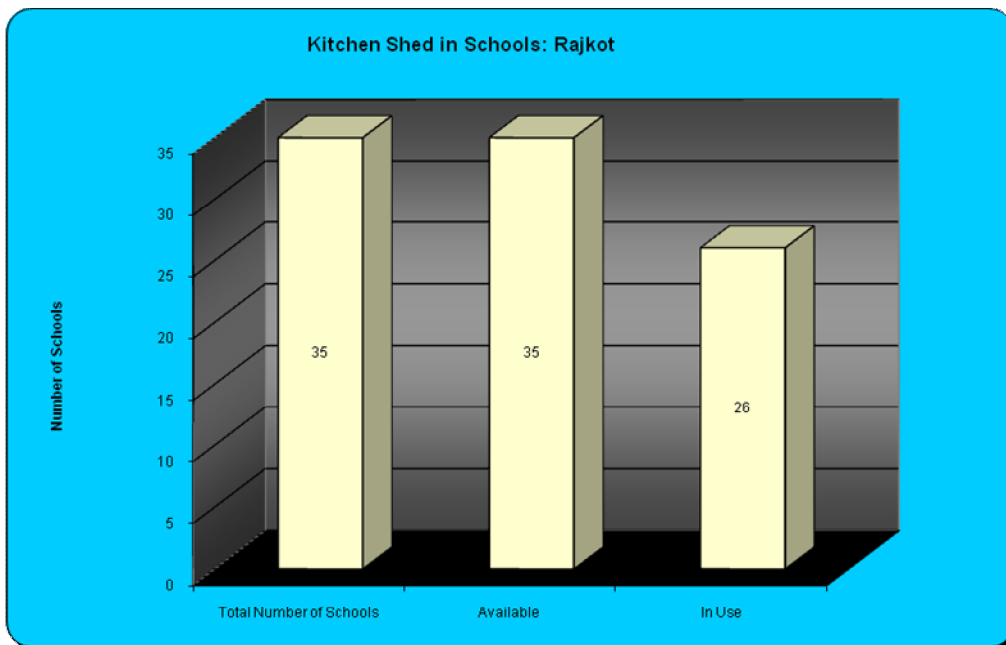
The Nodal Officer interacting with the cook and helper at Maliya Kanya Shala.

54. Infrastructure

<p>ii. Number of school where pucca Kitchen cum Stores is available and in use</p>	<p>In 26 schools (except in School no. 12, 13, 14, 19, 21, 22, 26, 27, 29) the pucca kitchen shed was available and in use. In 8 schools (School no. 4, 6, 7, 15, 18, 27, 31, 32) though the kitchen shed was constructed but it was not in use. In 1 school (School no. 4) it was cooked at the cook's house, in 6 schools (School no. 6, 15, 18, 26, 27, 32) it was cooked at the MDM In-Charge's house, in 1 school (School no. 7) it was reported that the rat destroyed the food materials in the school and in 1 school (School no. 31) it was reported that due to flooring work in the kitchen shed it was temporarily not used. In 5 schools (School no. 19, 27, 31, 33, 35) the kitchen shed was under construction. However; in School no. 19, 31, 33 and 35 the MDM was prepared in the school (corridor, classroom, old kitchen shed). In 1 school (School no. 26) there was no kitchen shed. In 11 schools the food grains were stored in kitchen shed, in 10 schools it was at MDM In-Charge's home, in 1 school (School no. 16) it was reported that the food grains were stored in temple (as status of kitchen shed was bad), in 8 schools (School no. 3, 11, 19, 24, 25, 34, 33, 35) it was in a store room/ unused classroom dumped with other not used materials, and in 3 schools (School no. 22, 30, 31) it was stored in a classroom. While in 2 schools (School no. 5, 28) MDM was not prepared on both the days of visit. In 22 schools it was stored at a clean and hygienic place.</p>
<p>iii. Number of schools where pucca kitchen cum store is not available</p>	<p>In 1 school (School no. 26) there was no kitchen shed.</p>



A temporary kitchen and a newly constructed kitchen shed at Daiya Prathamik Shala.



Potable water was available for cooking and drinking in 33 schools (except in School no. 4, 5) Conservation of water was observed in 33 schools.

Utensils for cooking were available in 29 the schools (except in School no. 5, 6, 12, 13, 14, 15).

Fire wood was used as fuel for cooking in all schools. In 26 schools the storage of fuel was safe and not posing any fire hazards.

General impression of MI on the environment and hygiene was good in 17 schools, fair in 16 schools, while not observed in 2 schools (School no. 5, 28).

55. Staffing

x. Number of staff engaged at district level for management and monitoring of MDMS	-
xi. Number of staff engaged at block level for management and monitoring of MDMS	-
xii. Is there any district level task force constituted	-

56. Monitoring

ii. How many district level steering cum monitoring committee meeting held in current financial year	It was reported in 20 schools that the monitoring was carried out. It was 1-3 times in a year.
iii. How many state level steering cum monitoring committee meeting held in the current financial year	By Mamalatdar.

General Observations

- ❑ Provision of MDM is made available in all the schools. Hot MDM is served on time and is served as many times the students want.
- ❑ The weekly menu consists of variety of meal (like wheat/ rice/ dal) which also takes care of the local needs. The menu is displayed in almost all the schools.
- ❑ Pucca kitchen shed is constructed in almost all schools.
- ❑ The food grains are made available to all schools and are made available on time.
- ❑ Cooks and helpers are available in all schools who belong to the same village and normally are from deprived community and in most places the cooks and the helpers are women.
- ❑ There is no overt discrimination of any kind in cooking, serving and seating arrangement during MDM.
- ❑ Potable water is available for drinking and cooking purpose in all the schools.
- ❑ Fire wood as fuel is available in all schools.
- ❑ Good quality food grains are available in all the schools.

Certain Major Issues

- ❑ Food grains are not stored in schools.
- ❑ In all schools though the kitchen shed is available it is not used for both cooking and storage of food grains.
- ❑ There is discontinuity for certain days in serving the MDM in many schools.
- ❑ In majority of the schools the food grains are supplied in two phases. Hence same meal is served continuously for several days.
- ❑ Number of cooks and helpers are not available as per the strength of the students.
- ❑ Regular monitoring neither is done by the Government functionaries nor by the community members.
- ❑ In the name of green vegetables; only potatoes, onion and sometimes brinjal is used, while in the name of condiments only a little amount of turmeric and red pepper powder is added.
- ❑ MDM records like that of students' attendance in MDM and SMC meeting are not maintained by the school/ In-Charge of MDM.

- ❑ Teachers mainly do not participate in the MDM programme. Like; tasting the meal, instructing students to wash hands before and after having MDM, and encouraging the students to have MDM. Instead the teachers are of the mentality that MDM is meant only for poor children.
- ❑ All above drastically affects the quality of MDM and leads to reduction in the percentage of students availing MDM.
- ❑ There appears to be a lack of Monitoring of the entire MDM programme.

Suggestions

- ❑ Construction of kitchen shed in the school campus should be at an appropriate/ usable place.
- ❑ Cook and MDM In-Charge should be selected properly.
- ❑ Design of kitchen shed should be modified with respect to proper ventilation.
- ❑ Gas as fuel should be provided.
- ❑ Green vegetables should be used in the MDM.
- ❑ In case of shift schools or common MDM cooked for more than one school, separate cooks should be provided.
- ❑ Lapsi should be replaced by khichdi-curry or dal-bhaat.
- ❑ MDM In-Charge should be recruited by the school authorities.
- ❑ MDM should be prepared as per the menu.
- ❑ MDM should be provided as per marked quantity.
- ❑ MDM should be served regularly.
- ❑ MDM stock should be provided on time.
- ❑ MDM stock should be stored in the school.
- ❑ Nutritive meal should be provided.
- ❑ Readymade food should be provided in case if cook is not available.
- ❑ Records should be maintained properly.
- ❑ Remuneration of MDM staff should be raised.
- ❑ Strict monitoring is must.
- ❑ Thuli and Kansar in Dahod district (made from fortified ataa) were not liked by the students hence they should be replaced by some other menu.
- ❑ Travelling allowance should be paid to the MDM In-Charge for bringing the food grains and the cooking materials.
- ❑ Utensils should be provided to all students.